



# RIT®

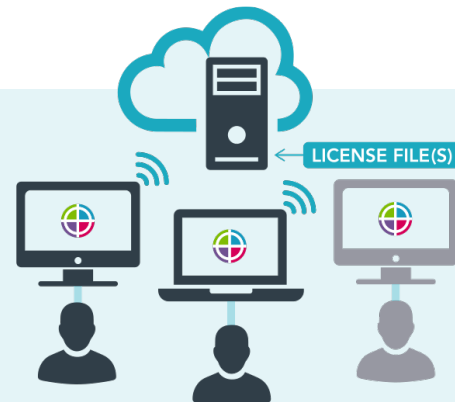
# CHOOSE YOUR SOFTWARE LICENSING MODEL RIT LICENSING OPTIONS

The RIT Family of Products uses a software license manager from Flexera, a trusted and leading manufacturer of license managers in the world, with over 50 million customers. RIT offers three different options of licensing models for our software users.

## LICENSING MODELS

### FLOATING LICENSES

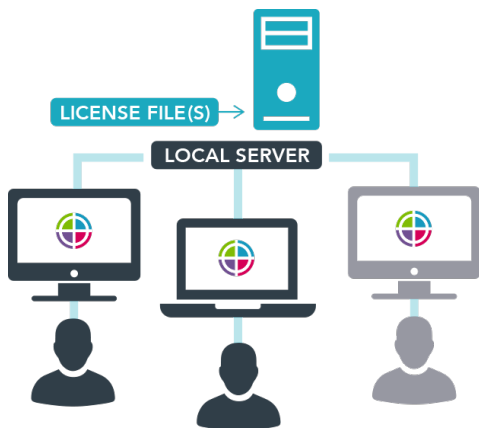
RIT's floating license option, which is the default, provides the most flexibility to users, as it may be used on up to six machines. The RIT software is installed wherever the user needs it, and the floating licenses are automatically checked in and out of the cloud-based license server when the RIT software is opened and closed.



For example, if the user has installed the software on 6 machines and has purchased three licenses, the user may run up to 3 concurrent instances of the RIT software on any of the 6 machines. If a facility needs additional machines to access the software, additional seats can be purchased from RIT at a discounted rate.

**NOTE:** An internet connection is required for floating licenses, as they need to be checked in and out of the cloud. If running a machine that does not have a constant internet connection, RIT recommends a node-locked license.

### LOCAL LICENSE SERVER



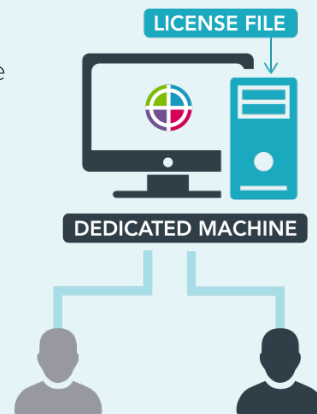
Much like the floating license option, the local license server option provides flexibility for users as it allows the software to be installed on up to 6 machines at their facility. However, instead of connecting to an external cloud-based license server, the license server is hosted locally on a user's server or other device. This license model requires no external internet connection, instead functioning through a facility's own network (intranet). The local license server allows a user to check their RIT license in and out from the server when the RIT software is opened and closed, automatically. User devices need only be on the same network as the local license server in order to connect to it for licensing their RIT software.

**NOTE:** This license type does require customers to contact Technical Support annually for one complimentary new license file.

### NODE-LOCKED LICENSES

A node-locked license is tied to a specific machine. During the initial licensing process for the node-locked license, the software contacts the cloud license server to obtain the license for the particular machine. It then writes the license into a 'trusted storage area' on the user's computer. After this is complete, an internet connection is no longer needed for licensing.

**NOTE:** Please contact RIT Technical Support to run the software on a computer that cannot be connected to the internet, even for initial licensing.



#### FOR MORE INFORMATION OR LICENSING QUESTIONS, CONTACT TECH SUPPORT:



**EMAIL**

sales@radimage.com



**CALL**

+1 (719) 590-1077, Option 4

